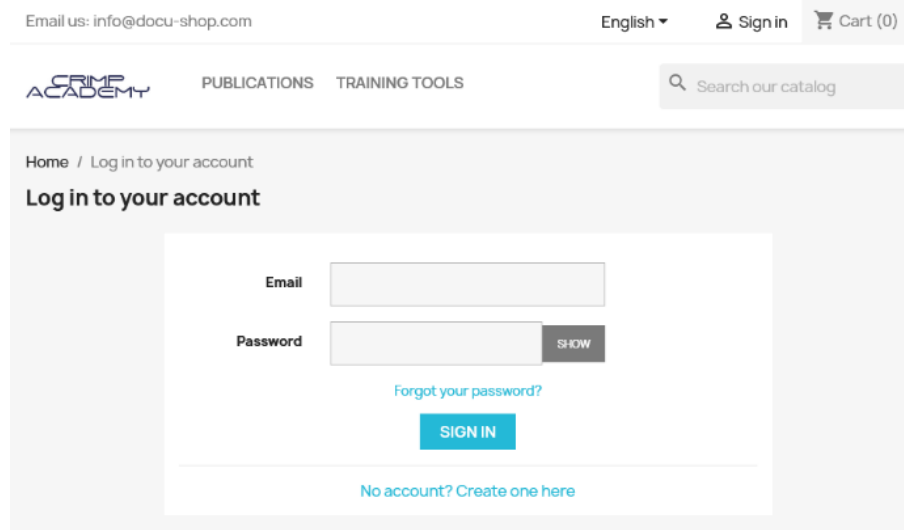


Docu-Shop.com: **Become a partner** - This is how it's done

Docu-Shop is a pure b2b store. In other words, we only sell to businesses through this store.

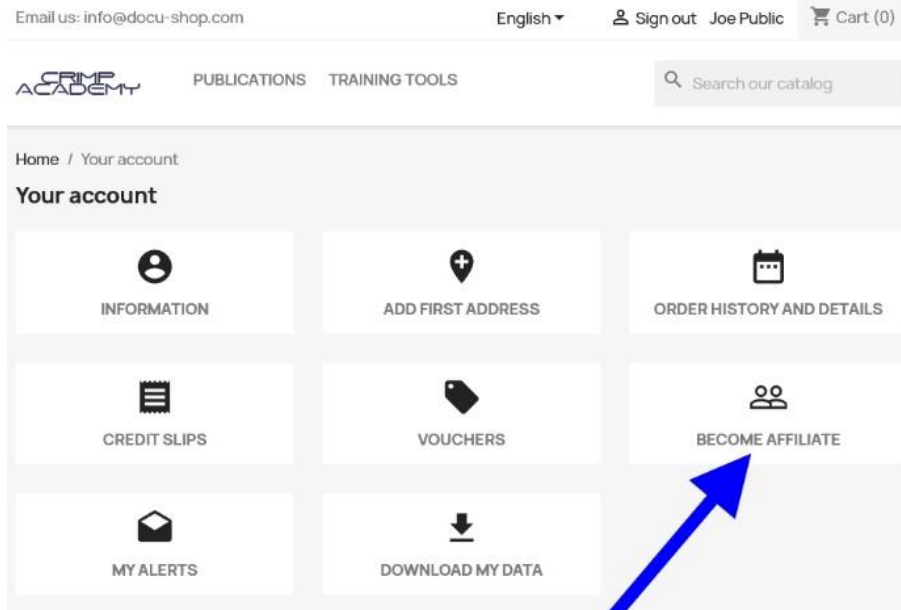


Register in the online store and activate your account.

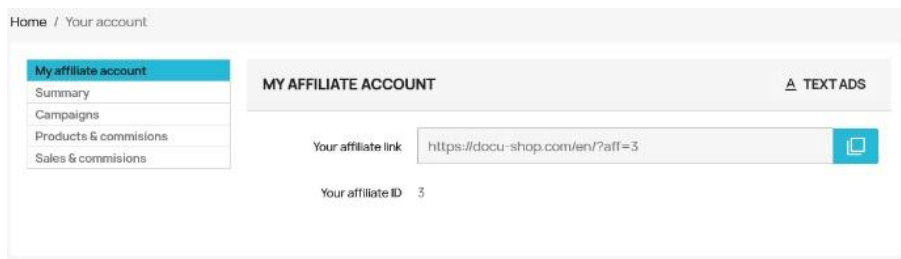


After you have completed registration, log in with your personal login data.

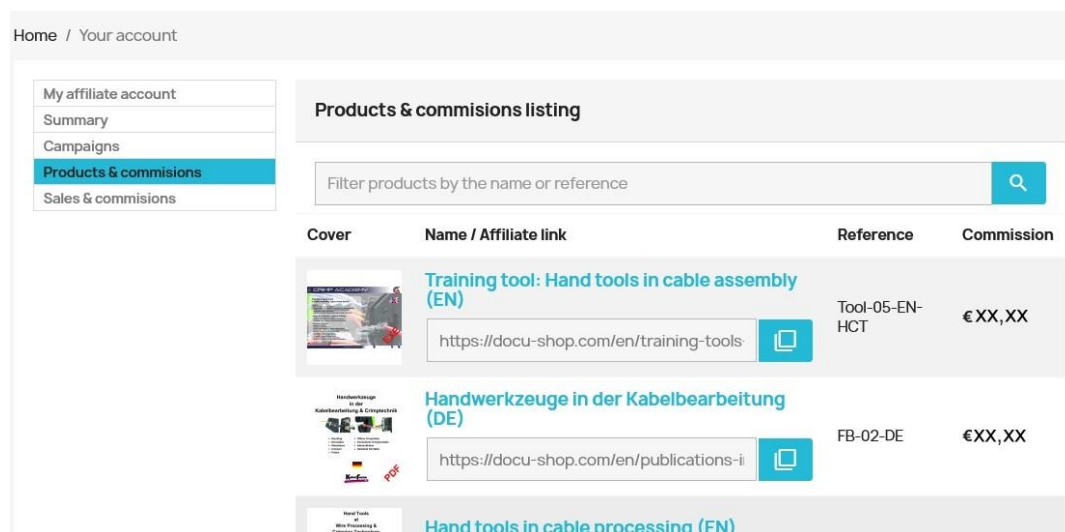
On the start page under "Your account", select the "Become affiliate" option.



We will then receive a message about your request, **check it and activate your account for the affiliate program**. We will inform you about the successful activation by e-mail.



After activation, you will see **your affiliate links** to the online store in general (see above) and for the individual articles (see below) in your affiliate account.



You can **place these links on your website** or in newsletters, etc.
All sales that take place via this link will be credited to your account.

Under the category Sales and Commissions you can see all completed sales and your commission.

Settlement will take place at the end of each quarter.

Questions? Please write to info@crimp-academy.com and we'll get back to you.